


# The Sticker that puts out fires

## Automatic Fire Supression Sticker for

Electric Cabinets / Apparatus Cabinets / Server Racks/ Electric Boxes



Discharges in  
3-5 seconds



5 year protection



Compact size  
(10 x 5 cm)

**MAUS**  
**STIXX**

TECHNOLOGY CERTIFIED BY



RINA

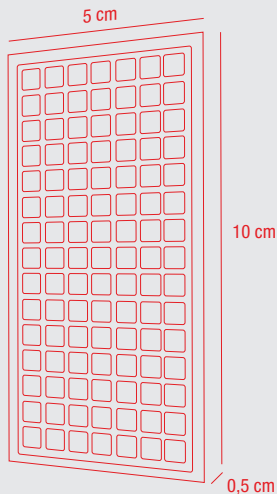


BAM

# The Fire Sticker™

## Advantages

- Compact Size 10 x 5 cm
- Standalone unit
- Non pressurized
- Residue free technology
- Easily assembled
- Maintenance free
- 5 year life span
- Fast response 3-5 seconds
- Non toxic potassium mix
- Extinguishes all kinds of fires\*



*\*Is not effective on glowing embers and burning metal.*

### User instructions:


- 1 Remove the adhesive cover on the back of MAUS Stixx
- 2 Place MAUS Stixx on the flat surface or console above the expected area of a potential fire with the colored surface downwards
- 3 Do not bend or cut MAUS Stixx
- 4 Check the MAUS Stixx regularly to be sure that it has not been activated
- 5 Its important that once a MAUS Stixx has been activated, it has to be replaced with a new one. You can see that it has been activated as the surface turns black.

# Application

1

Cover 20% of the upper area for the best protection.

*Read about how many fire suppression stickers that are recommended for different sizes of electrical cabinets on the page "How many fire suppression stickers?"*



2

At 380°C the fire sticker will activate within 3-5 seconds.



3

The potassium aerosol will float inside the electrical cabinet once it has been discharged and will prevent any new fires that would occur.

*Read more about the technology in the section "Technology PGA".*



# How many fire suppression stickers?

Here is an easy way to calculate how many stickers you need for each space.

1. Calculate the area of the top ceiling of the cabinet = Width x Depth = **AREA 1**
2. Calculate the area of the sticker (10 x 5 cm) = **AREA 2**
3. Divide **AREA 1** with **AREA 2** and multiple by 20% to get the result of how many MAUS Stixx you need.

Example: Cabinet ceiling (50 x 20 cm) = 1000 ÷ MAUS Stixx (5 x 10 cm) 50 = 20  
and 20% of 20 = 4\*

\* If the result is 1.2 then use 2 stickers and if it's 2.2 then use 3 stickers etc. Always round up!

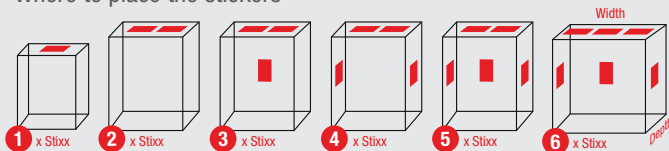
## Formula

$$\frac{\text{AREA 1}}{\text{AREA 2}} \times 20\% = \text{AMOUNT OF STIXX}$$

Examples (cm):

| Width | Depth | Result | Amount of MAUS Stixx             |
|-------|-------|--------|----------------------------------|
| 20    | 12    | 0,96   | 1 (in the ceiling)               |
| 30    | 21    | 2,52   | 3 (2 in the ceiling, 1 on wall*) |
| 60    | 21    | 5,04   | 5 (2 in the ceiling, 3 on wall*) |

## Where to place the stickers



\*In the middle of the cabinet or where it's best suited depending on the electrical components inside.

**IMPORTANT! Never place a MAUS Stixx more than 30cm from a potential fire hazard. If the cabinet is more than 60 cm tall you should calculate the exceeding space as a new cabinet according to "How many fire suppression stickers?".**

# Technology PGA

The solid substance in MAUS Stixx consists mainly of a potassium compound. Potassium radicals are very active and they interrupt the chemical combustion reactions by neutralizing hydrogen, oxygen and hydroxide radicals in the flame. Due to the fact that aerosols consist of very small particles in a gas, the result is a more effective extinguishing agent than conventional powder. Another important feature of aerosols is that the dropping velocity of the particles decreases with a smaller diameter as the surface becomes large in relation to the mass, which makes the air resistance relatively large in relation to the gravitational force. This results in that particles stay suspended for a longer time and contributes to a longer inerting time and creates a re-ignition protection. Together, these factors make PGA a very effective extinguishing agent. The extinguishing effect per unit of weight is in the range 3-10 times more efficient than Halon.

**Source: MSB.se (Swedish Civil Contingencies Agency)**

| SPECIFICATIONS          | Metric                      | Imperial              |
|-------------------------|-----------------------------|-----------------------|
| MAUS Stixx:             | Fire Suppression Sticker    |                       |
| Article number:         | 1301-1                      |                       |
| Barcode:                | 7350015530102               |                       |
| Dimensions:             | 10 x 5 x 0,5 cm             | 3,93 x 1,97 x 0,19 in |
| Weight:                 | 26g±1.5g                    | 0,9±0,05 oz           |
| Product life:           | 5 years (8 year shelf life) |                       |
| Response time:          | 3-5s                        |                       |
| Protected area:         | 0,13 m <sup>3</sup>         | 4,6 ft <sup>3</sup>   |
| Storage Temperature:    | -22°C - 100°C               | -32°F- 212°F          |
| Activation Temperature: | 380°C                       | 716°F                 |